
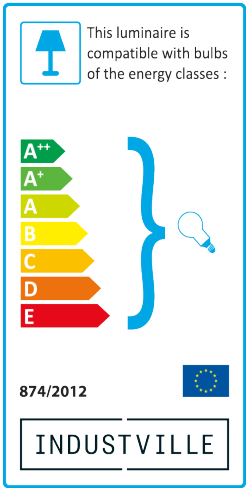
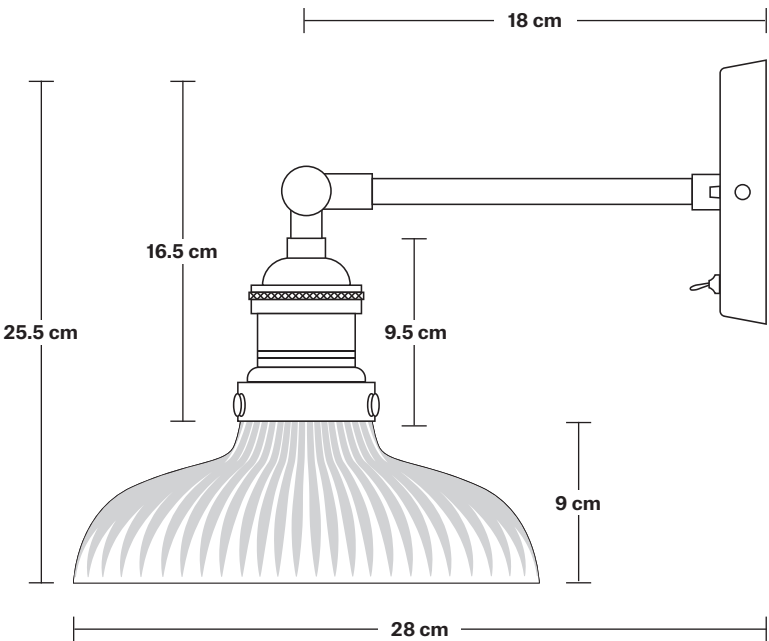


Brooklyn Glass Dome Wall Light - 8 Inch

Product Code: BR-GDWL8

H: 25.5 cm x W: 20 cm x D: 28 cm



SPECIFICATIONS

We meet all UK and EU lighting and safety regulations.

Our products are hand finished to ensure an authentic vintage look and therefore they may vary slightly from those shown in the images.

Bulb required: Standard screw (E27) fitting, max 40W.

Shade weight: 0.65 kg | **Holder weight:** 0.6 kg

Maximum weight: 1.25 kg

INFORMATION

Finishes: Glass.

Ready to be installed, installation required.

Wall mount screws not included.

The lights can be operated by both the flick switch or the main switch.

Holders available: Brass, Pewter and Copper.

Wall Mount: Pewter.

DIMENSIONS

Shade Diameter: 20 cm / 8"

Shade Height (no holder): 9 cm / 3.5"

Holder Diameter: 6 cm / 2.5"

Holder Height: 18 cm / 7.1"

Wall Rose Diameter: 12 cm / 4.9"

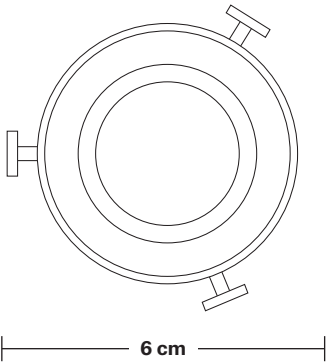
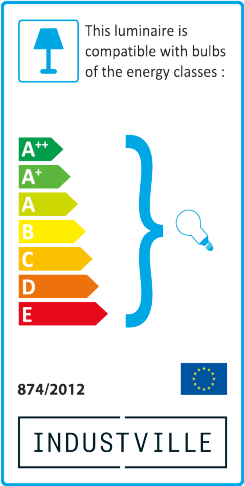
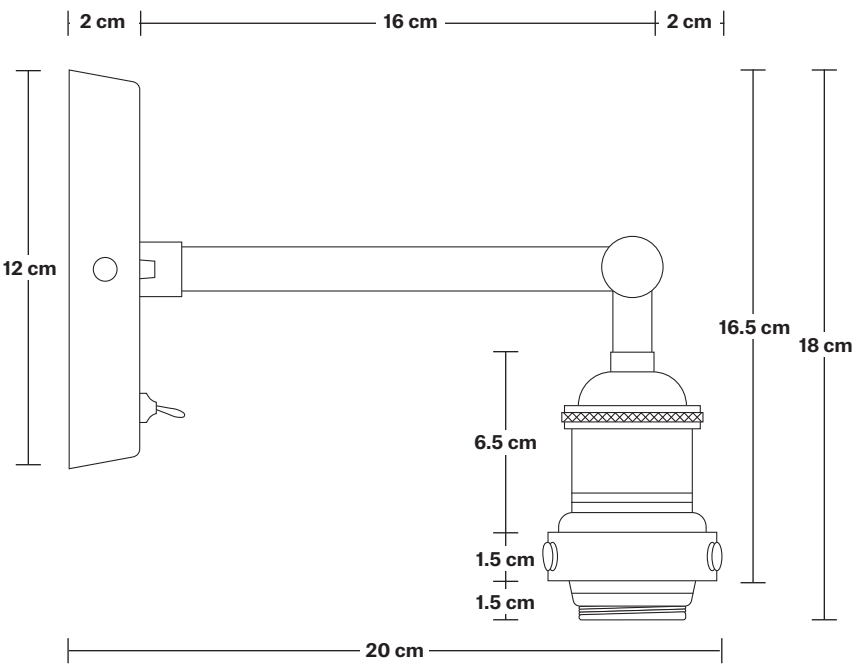
Wall Rose Height: 2 cm / 0.8"

INDUSTVILLE

Brooklyn Wall Light Holder

Product Code: BR-WL

H: 18 cm x W: 12 cm x D: 20 cm



SPECIFICATIONS

We meet all UK and EU lighting and safety regulations.

Our products are hand finished to ensure an authentic vintage look and therefore they may vary slightly from those shown in the images.

Bulb required: Standard screw (E27) fitting, max 40W.

Weight: 0.6 kg

INFORMATION

Finishes: Brass, Pewter and Copper.

Ready to be installed, installation required.

Wall mount screws not included.

Wall mount rose: Pewter.

DIMENSIONS

Holder Diameter: 6 cm / 2.5"

Holder Height: 18 cm / 7.1"

Projection: 20 cm / 7.9"

Ceiling Rose Diameter: 12 cm / 4.9"

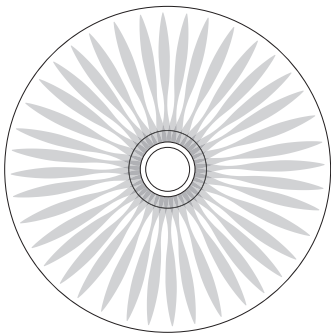
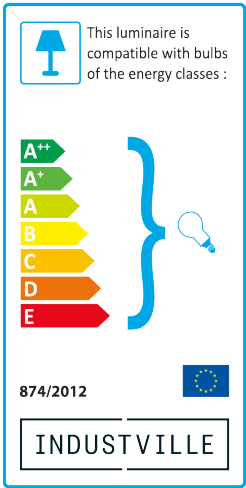
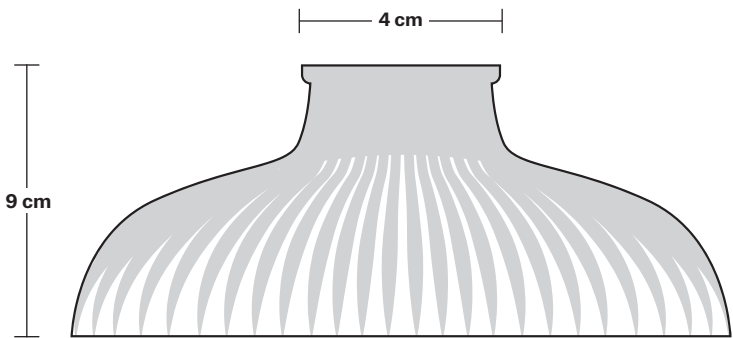
Ceiling Rose Depth: 2 cm / 0.8"

INDUSTVILLE

Glass Dome - 8 Inch - Shade Only

Product Code: GLD8-SO

H: 9 cm x W: 20 cm x D: 20 cm



SPECIFICATIONS	INFORMATION	DIMENSIONS
We meet all UK and EU lighting and safety regulations.	Finishes: Glass.	Shade Diameter: 20 cm / 8"
Our products are hand finished to ensure an authentic vintage look and therefore they may vary slightly from those shown in the images.	Ready to be installed, installation required.	Shade Height (no holder): 9 cm / 3.5"
Bulb required: Standard screw (E27) fitting, max 40W.	Wall mount screws not included.	
Shade weight: 0.8 kg		

Dome - 8 Inch - Glass

Shade Only

Glass Dome - 8 Inch - Shade Only	GLD8-SO
----------------------------------	----------------

Brooklyn Glass Dome Pendant - 8 inch

Brooklyn Glass Dome Pendant - 8 Inch - Brass Holder	BR-GLDP8-BH
Brooklyn Glass Dome Pendant - 8 Inch - Pewter Holder	BR-GLDP8-PH
Brooklyn Glass Dome Pendant - 8 Inch - Copper Holder	BR-GLDP8-CH

Brooklyn Glass Dome Flush Mount - 8 inch

Brooklyn Glass Dome Flush Mount - 8 Inch - Brass Holder	BR-GLDFM8-BH
Brooklyn Glass Dome Flush Mount - 8 Inch - Pewter Holder	BR-GLDFM8-PH
Brooklyn Glass Dome Flush Mount - 8 Inch - Copper Holder	BR-GLDFM8-CH


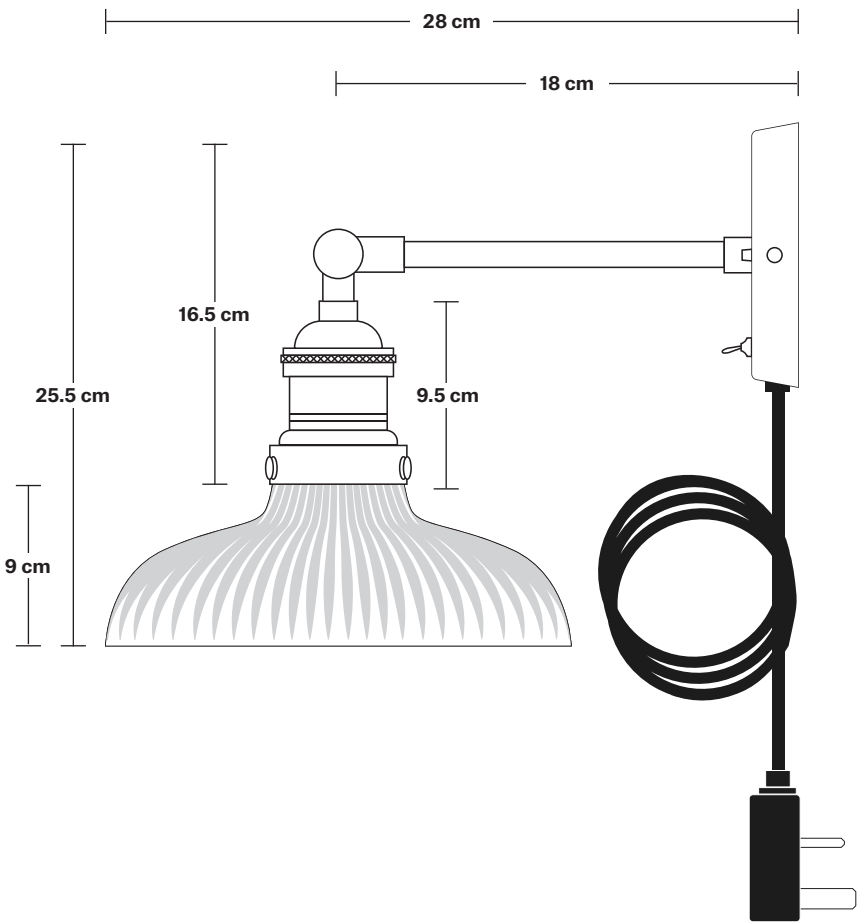
Brooklyn Glass Dome Wall Light - 8 inch

Brooklyn Glass Dome Wall Light - 8 Inch - Brass Holder	BR-GLDWL8-BH
Brooklyn Glass Dome Wall Light - 8 Inch - Pewter Holder	BR-GLDWL8-PH
Brooklyn Glass Dome Wall Light - 8 Inch - Copper Holder	BR-GLDWL8-CH

Brooklyn Glass Dome Wall Light - 8 Inch - With Plug

Product Code: BR-GLDWL8-FLWP

H: 25.5 cm x W: 20 cm x D: 28 cm



SPECIFICATIONS

We meet all UK and EU lighting and safety regulations.

Our products are hand finished to ensure an authentic vintage look and therefore they may vary slightly from those shown in the images.

Bulb required: Standard screw (E27) fitting, max 40W.

Shade weight: 0.65 kg | **Holder weight:** 0.7 kg

Maximum weight: 1.35 kg

INFORMATION

Finishes: Glass.

The lights can be operated by both the flick switch or the main switch.

Holders available: Brass, Pewter, Copper.

Wall rose: Pewter.

Flex: 1.3m Black Twisted Fabric Flex.

Plug: UK AC power plug BS1362

DIMENSIONS

Shade Diameter: 20 cm / 8"

Shade Height (no holder): 9 cm / 3.5"

Holder Diameter: 6 cm / 2.5"

Holder Height: 18 cm / 7.1"

Wall Rose Diameter: 12 cm / 4.9"

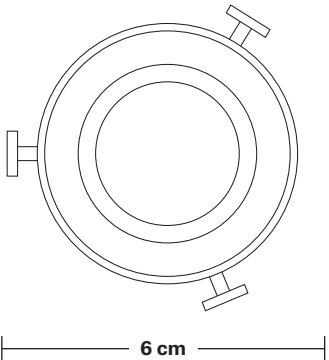
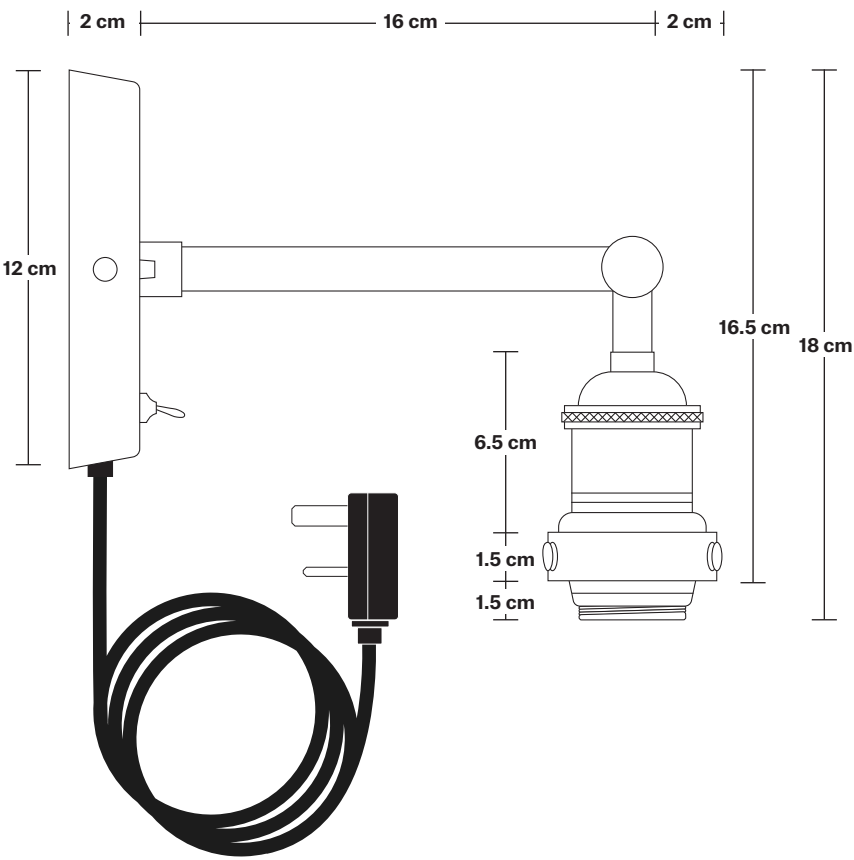
Wall Rose Height: 2 cm / 0.8"

INDUSTVILLE

Brooklyn Wall Holder With Plug

Product Code: BR-WL-FLWP

H: 18 cm x W: 12 cm x D: 20 cm



SPECIFICATIONS

We meet all UK and EU lighting and safety regulations.

Our products are hand finished to ensure an authentic vintage look and therefore they may vary slightly from those shown in the images.

Bulb required: Standard screw (E27) fitting, max 40W.

Weight: 0.7 kg

INFORMATION

Finishes: Brass, Pewter, Copper.

Wall mount screws not included.

The lights can be operated by both the flick switch or the main switch.

Wall rose: Pewter.

Flex: 1.3m Black Twisted Fabric Flex.

Plug: UK AC power plug BS1362

DIMENSIONS

Holder Diameter: 6 cm / 2.5"

Holder Height: 18 cm / 7.1"

Projection: 20 cm / 7.9"

Wall Rose Diameter: 12 cm / 4.9"

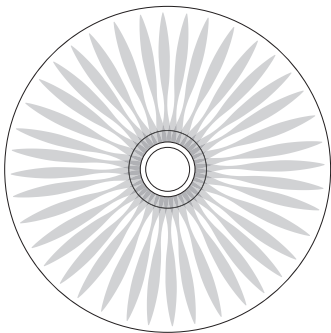
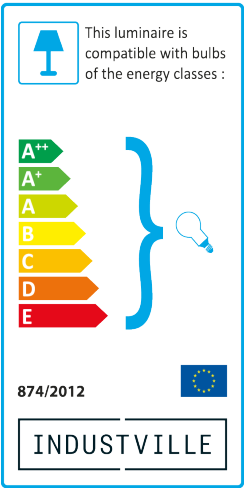
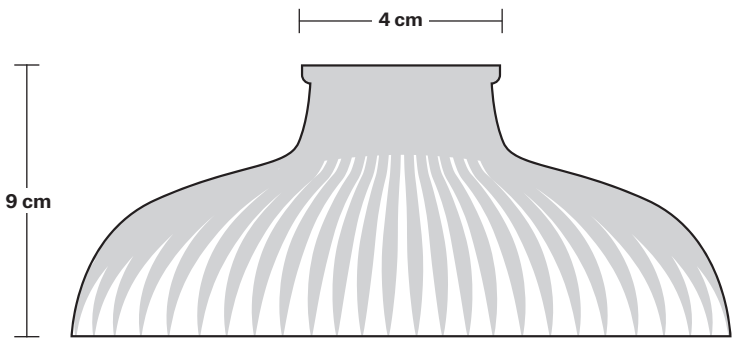
Wall Rose Depth: 2 cm / 0.8"

INDUSTVILLE

Glass Dome - 8 Inch - Shade Only

Product Code: GLD8-SO

H: 9 cm x W: 20 cm x D: 20 cm



SPECIFICATIONS	INFORMATION	DIMENSIONS
We meet all UK and EU lighting and safety regulations.	Finishes: Glass.	Shade Diameter: 20 cm / 8"
Our products are hand finished to ensure an authentic vintage look and therefore they may vary slightly from those shown in the images.	Ready to be installed, installation required.	Shade Height (no holder): 9 cm / 3.5"
Bulb required: Standard screw (E27) fitting, max 40W.	Wall mount screws not included.	
Shade weight: 0.8 kg		

Brooklyn Glass Dome Wall Light – 8 Inch – With Plug

Shade Only

Glass Dome - 8 Inch - Shade Only

GLD8-SO

Brooklyn Glass Dome Wall Light - 8 inch

Brooklyn Glass Dome Wall Light - 8 Inch - Brass Holder With Plug

BR-GLDWL8-BH-FLWP

Brooklyn Glass Dome Wall Light - 8 Inch - Pewter Holder With Plug

BR-GLDWL8-PH-FLWP

Brooklyn Glass Dome Wall Light - 8 Inch - Copper Holder With Plug

BR-GLDWL8-CH-FLWP